

# NỘI DUNG ÔN TẬP HỌC KỲ 1 TIẾNG ANH 3

## WONDERFUL WORLD

### A. LANGUAGE CONTENTS

## Unit 0. Greetings

### I. Vocabulary

#### 1. Greetings:

*hi, hello, goodbye, bye*

#### 2. Classroom language

*stand up, sit down, look at the board, come in, don't talk, go out*

#### 3. Colours *red, blue, black, green, white, orange*

#### 4. Number

*one, two, three, four, five, six, seven, eight, nine, ten*

#### 5. Alphabet: A-Z

A, B, C, D, E, F, G, H

*ant, boy, duck, egg, frog, hippo*

I, J, K, L, M, N, O, P, Q

*insect, jug, king, lemon, octopus, queen*

R, S, T, U, V, W, X, Y, Z

*river, sun, tiger, van, box, yellow, zebra*

### II. Grammar

#### 1. Self-introduction

- Hello. I'm Ana.
- Hi, Ana. I'm Tomas.
- Nice to meet you.
- How are you?  
- I'm fine, thank you.

#### 2. Classroom instructions

- Stand up! / Sit down!
- May I go out? /
- May I come in?
- Look at the board!
- Don't talk!

### 3. Ask and answer question about colours

- What colour is it?  
- It's + colour.

### 4. Ask and answer question about one's age.

- How old are you?  
- I'm + **number**.  
- I'm + **number** + years old.

### 5. Ask and answer about name's spelling

- How do you spell your name, Anna?  
- It's A-N-N-A.

## Unit 1. My family

### I. Vocabulary

1. **Family members:** *family, brother, mum, dad, sister, aunt, cousin, grandma, grandpa, uncle.*

2. **Adjectives to describe:** *short, tall, old, young, funny, cool, great*

### II. Grammar.

#### 1. Introduce your family member's name

- My brother is Jack.

#### 2. How to describe your family members

- My mum is short.
- You are funny.

### III. Pronunciation

Practise pronouncing **s** and **sh (/s/ and /ʃ/)**

**s**even **sh**ort

I'm **s**even. I'm **sh**ort.

## Unit 2: My school

### I. Vocabulary

People and school objects at school:

*classroom, lesson, homework, student, teacher board,  
chair, clock, desk, book, pen, pencil, rubber, ruler*

### II. Grammar

#### 1. Talk about some people and things at school with to be “*is*”

- It is a classroom.
- He’s a student.
- She’s a teacher.

(‘s = *is*)

#### 2. Talk about people and things at school using personal pronouns (*we/ they*) with *to be (are)* (affirmative/ +)

- We’re students.
- They’re teachers/ desks.

### II. Pronunciation

practice pronouncing /**k**/ and /**u:**/ sounds

des**k** *cool*

The des**k**s are *cool*.

## Unit 3. Animals

### I. Vocabulary:

*bird, cat, dog, fish, rabbit shark,*

*sea, turtle, whale elephant,*

*giraffe, lion, monkey*

### II. Grammar

#### 1. Identify difference between **This** and **That**

- This is a bird.
- That is a rabbit.

#### 2. Identify difference between **These** and **Those**.

Talk about wild animals in plural form using “**These/ Those**”

- These are monkeys.
- Those are giraffes.
- This/ That is a lion.
- These/ Those are giraffes.

#### 2. Ask and answer some questions about animals

- What's this/ that?
  - It's an elephant.
- What are these/ those?
  - They're whales.

### III. Pronunciation:

Practise pronouncing /a/ and /e/

sounds garden elephant

- My grandma is in the garden.
- Those are elephants in Africa.

## Unit 4. My house

### I. Vocabulary

- **rooms in a house:** house, bathroom, living room, kitchen, bedroom
- **house furniture:** bed, computer, lamp, toy, TV
- **toys and events:** ball, car, doll, teddy bear, birthday, game

### II. Grammar

#### 1. Talk about rooms in a house with **There is/are**

- There's a living room.
- There are three bedrooms.

#### 2. Ask and answer questions about house furniture with **Is there/ Are there**

- Is there a clock in the bedroom?  
- Yes, there is.
- Is there a TV, too?  
- No, there isn't. There isn't a TV in the bedroom.
- Are there books in the living room?  
- Yes, there are.
- Are there toys, too?  
- No, there aren't. There aren't toys in the living room.

#### 3. Practise using *a/ an/ the* about house furniture & toys

- There's **a** ball. **The** ball is red.
- There's **an** elephant. **The** elephant is young.

### III. Pronunciation:

Practise pronouncing /eə/ and /ei/

sounds ch**air** game

There are four ch**airs** in the kitchen.

The game is gr**eat**.

## Unit 5. My clothes

### I. Vocabulary

#### 1. Identify some clothing items:

*shoes, skirt, socks, trousers, T-shirt*

*boots, coat, dress, hat, warm*

#### 2. Learn some adjectives to describe clothes:

*big, small, new, pretty, ugly, warm*

### II. Grammar

#### 1. Practise using **have got** and possessive adjectives to talk about clothes

- I/ You/ They've got a T-shirt. My/ Your/ Their T-shirt is red.

*(have got = 've got)*

#### 2. Practise using **has got** and possessive adjectives to talk about clothes

- He/ She/ It's got a coat. His/ Her/ Its coat is nice.

*(has got = 's got)*

#### 3. Talk about someone's clothes with colours

- He/ She/ It's got an orange coat/ a red T-shirt.

*(has got = 's got)*

#### 4. Practise using adjectives to talk about clothes

#### 5. • I/ We/ You/ They've got a **new** T-shirt.

- He/ She/ It's got a **small** hat

### II. Pronunciation:

To practice pronouncing /**ao**/ and /**b**/

sounds tr**ou**sers **b**oots

I've got blue tr**ou**sers and black **b**oots.

## B. CONSOLIDATION

### 1. Read and match.

1. Hello. \_\_\_\_\_

2. Hi, \_\_\_\_\_

3. Nice to \_\_\_\_\_

4. Nice \_\_\_\_\_

A. to meet you, too.

B. I'm Anna.

C. Anna. I'm Joe.

D. meet you.

### 2. Fill in the blanks with the missing letters.

1. H\_\_w are \_\_ou?

2. I'm f\_\_ne, th\_\_nk y\_\_u.

3. \_\_oo by .

4. \_\_ha\_\_ks.

### 3. Fill in the boxes with the correct phrases.

*stand up*

*sit down*

*look at the board*

*come in*

*don't talk*

*go out*

1.




4.



2.



5.



3.



#### 4. Look, read and write.

1. What colour is it? 4.

It's \_\_\_\_\_



What colour is it?

It's \_\_\_\_\_.



2. What colour is it? 5.

It's \_\_\_\_\_



What colour is it?

It's \_\_\_\_\_.



3. What colour is it?

It's \_\_\_\_\_.



#### 5. Reorder the words to make correct sentences.

1. are/ How/ you/? => \_\_\_\_\_

2. old/ How/ are/ you/? => \_\_\_\_\_

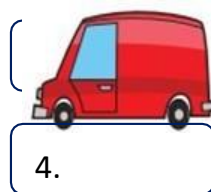
3. years/ I'm/ eight/old/. => \_\_\_\_\_

4. colour/ What/ it/ is/? => \_\_\_\_\_

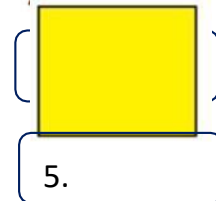
5. to/ Nice/ you/ meet/. => \_\_\_\_\_

#### 6. Find, circle and write.

S	v	a	n	z	y
u	f	g	p	e	e
n	k	y	w	b	l
w	m	b	q	r	l
b	o	x	w	a	o
t	i	g	e	r	w



4.



5.



3.



## 7 Re- arrange the letters to make a word.

1. mfaily => \_\_\_\_\_

4. add => \_\_\_\_\_

2. brtheor => \_\_\_\_\_

5. ristes => \_\_\_\_\_

3. umm => \_\_\_\_\_



## 8. Tick ☐ the correct pictures.

1. This is my sister.



2. This is my dad.



3. This is my mum.



4. This is my brother.



5. This is my family.



## 9. Write the missing letters in the blanks.

1. My gr\_\_n\_\_pa i\_\_ Jim.

2. My \_\_rot\_\_er \_\_s Alex.

3. My u\_\_cl\_\_ i\_\_ John.

4. My si\_\_ter \_\_s Anna.

5. My\_\_ u\_\_ t i\_\_ Lily.

**10. Look at the pictures and circle the correct answers.**

1. My \_\_\_\_\_ is Tim.

- A. grandpa      B. grandma



2. My \_\_\_\_\_ is Mark.

- A. brother      B. sister



3. My \_\_\_\_\_ is Henry.

- A. uncle      B. aunt



4. My \_\_\_\_\_ is Rosy.

- A. dad      B. mum



5. My \_\_\_\_\_ is Betty.

- A. family      B. grandma



**11. Read and circle the correct pictures.**

1. This is my classroom.

A



B



2. This is my teacher.

A



B



3. This is my homework.

A




B




4. This is my student.

A



B



5. This is my lesson.


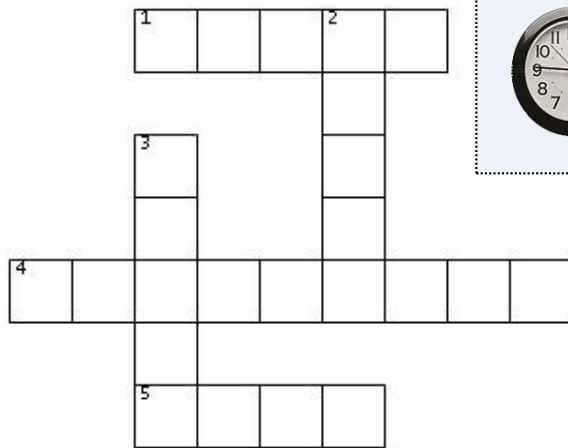
A



B



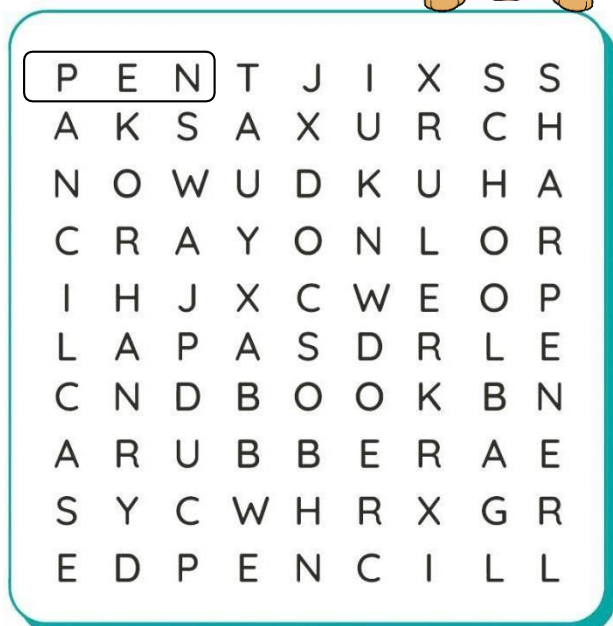
## 12. Do the crossword.



## 13. Choose the correct answers to complete the sentences.

1. \_\_\_\_\_ a chair.  
A. He's                      B. It's                      C. They're
2. \_\_\_\_\_ clocks.  
A. They're                  B. This is                  C. It's
3. We're \_\_\_\_\_.  
A. teacher                  B. students                  C. classroom
4. They're \_\_\_\_\_.  
A. a desk                      B. my desk                  C. desks
5. \_\_\_\_\_ teachers.  
A. I'm                          B. They're                  C. She's

## 14. Find and circle.



15. Look and tick ☐.

1



Are they chairs?

☐

Yes, they are.

☐

No, they aren't.



2



Are you a teacher?

☐

Yes, I am.

☐

No, I'm not.



3




Are they rubbers?

☐

Yes, they are.

☐

No, they aren't.



4



Are you a teacher?

☐

Yes, I'm.

☐

No, I'm not.



5



Are they boards?

☐


Yes, they are.

☐


No, they aren't.




**16. Circle the correct answers (A, B or C).**

1 


A. dog  
B. cat  
C. bird

2 


A. zebra  
B. giraffe  
C. monkey

3 

A. tiger  
B. insect  
C. lion

4 

A. elephant  
B. hippo  
C. octopus

5 

A. frog  
B. monkey  
C. rabbit

**17. Look and choose the correct question for the answer.**

1. \_\_\_\_\_? – It's orange.

A. What colour is it?

B. What is this?



2. \_\_\_\_\_? – They're whales.

A. What are those?

B. What is that?



3. \_\_\_\_\_? – It's a shark.

A. What are these?

B. What's that?



4. \_\_\_\_\_? – They're turtles.

A. What is that?

B. What are these?



5. \_\_\_\_\_? – Yes, they are.

A. Are they sharks?

B. What are those?





**18. Look at the picture and answer the questions.**



1. Is this a house?

\_\_\_\_\_

2. How many living rooms are there?

\_\_\_\_\_

3. How many kitchens are there?

\_\_\_\_\_

4. How many bathrooms are there?

\_\_\_\_\_

5. How many bedrooms are there?

\_\_\_\_\_

**19 Match each sentence with the correct picture.**

Ex: There is a TV in the living room.

1. There are chairs in the classroom.

2. There are books in the living room.

3. There isn't a clock in the kitchen.

4. There aren't beds in the bathroom.

5. There isn't a computer in the bedroom.



A



B



C



D



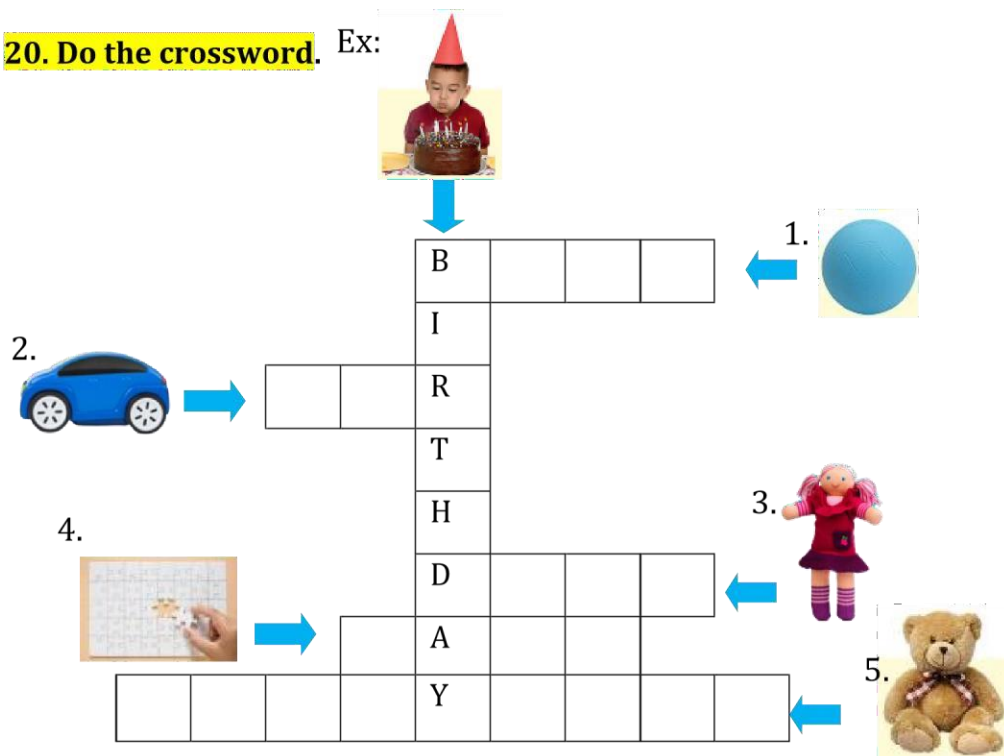
E



F

## 20. Do the crossword.

Ex:



## 21. Read and circle the correct words.

Ex:

There's a/an pencil. The/A pencil is yellow.

- There's an/a doll in my bedroom.
- There is a/the TV in the living room.
- I've got an/a teddy bear. The/A teddy bear is brown.
- Is there a chair in the bathroom? No, there isn't. The/A chair is in the living room.
- There's an/the elephant. The/An elephant is young.

## 22. Read and complete.

My name is Linda. I am a student at a primary school in Ha Noi. On cold days at school, I have got a coat, trousers, socks and boots. On hot days, I have got a T-shirt, a skirt and shoes.

	<i>Linda has got.....</i>
On cold days	
On hot days	